

2025 MVCC WGA SILVER BUDDY TOURNAMENT

Information Sheet – 54-Hole Stroke Play Tournament

Round 1 – February 13: Partner’s Scramble – ALL PLAYERS MUST RIDE – (#2 Tees)

Both partners will play from the teeing ground. The side will then select the best drive and both players will play their second shot from that spot. This procedure will continue until the ball is holed. Until reaching the green, balls must be played within one club length from the original ball, no nearer to the hole. Once the ball is placed by the player, it MAY NOT be moved. The balls must remain in a like condition. (Example: If the ball chosen for the next shot is in a penalty area or in the rough, both partners must play from those conditions.) On the putting green, putts must be played from within six inches of the original ball, no nearer to the hole.

Each side will record one gross score for each hole and their team handicap will be deducted from the total gross score. The pair’s paper scorecard must be signed by one partner to complete the round.

Handicap Allowance: 50% of the partners’ combined course handicap.

Round 2 – February 20: Foursome Stroke Play (Modified Alternate Shot) – (Designated Tees)

In foursome play, partners play one ball. The partners play alternately from the teeing grounds and alternately during the play of each hole. Penalty strokes do not affect the order of play. Prior to the start of the round, each side must announce to their fellow competitors which partner intends to play from the even numbered tees and which partner intends to play from the odd numbered teeing grounds. **Both partners MUST be present for this format; otherwise, the team will be disqualified.**

Handicap Allowance: 50% of the partners’ combined course handicap.

Round 3 – February 27: Four-Ball Stroke Play – (Designated Tees)

In four-ball stroke play, two competitors play as partners, each playing her own ball. Each player will record her gross score in the appropriate box on the scorecard and in Golf Genius. The Golf Genius App will apply the lower net score of each pair. If a player does not show, her partner will play her own ball and record only her gross for each hole. Ringers, Birdies & Chip-Ins may be recorded for Round #3 only. The pair’s paper scorecard must be signed by one partner to complete the round.

Handicap Allowance: Each player receives 95% of her course handicap.

Scores will be posted by the Pro Shop as Competition Scores in GHIN.

A side is not allowed to substitute a player during the tournament.

Current handicaps will be applied for each round.

Handicap Allowance for each format is USGA recommendations.

Rain Date – Tuesday, March 4, 2025

Flights – Teams will be flighted using combined course handicaps. The number of flights will be determined by the Tournament Committee.

Winners and Prizes – Prizes will be awarded to the overall winner and flight winners. The overall winner will be the side that has the lowest 54-hole total net score. Flight winners will be the side that has the lowest net score in their respective flight. The overall winner is not eligible for the flight prize.

Ties – In the event of a tie for the overall winner, a sudden-death playoff will begin following the conclusion of play. In the event of a tie for flight winner, the USGA recommended method of matching cards will be used to determine a winner.

NOTICE TO PLAYERS - TERMS OF COMPETITION

Mission Valley Golf & Country Club WGA – 2025 Silver Buddy Tournament

ROUND 1 – PARTNER'S SCRAMBLE

Thursday, February 13, 2025

The current Rules of the United States Golf Association govern play except when modified by Local Rule.

ANY DISPUTES WILL BE DECIDED BY THE TOURNAMENT COMMITTEE. All Committee decisions will be final.

PAIRINGS AND STARTING TIMES will be assigned by the Pro Shop and Tournament Committee.

TEE MARKERS: All play for Round 1 will be from the #2 Tee Markers.

FORMAT – PARTNERS' SCRAMBLE

Both partners will play from the teeing ground. The side will then select the best drive and both players will play their second shot from that spot. This procedure will continue until the ball is holed. Until reaching the green, balls must be played within one club length from the original ball, no nearer to the hole. Once the ball is placed by the players it MAY NOT be moved. The balls must remain in a like condition. (Example: If the ball chosen for the next shot is in a penalty area or in the rough, both partners must play from those conditions.) On the putting green, putts must be played from within six inches of the original ball, no nearer to the hole.

SCORING/SCORECARDS: Paper scorecards will be exchanged between the pairs. Each side will record one score for each hole and the team handicap will be deducted from the total gross score. If a player does not show, her partner will play her own ball, deducting the team handicap from her total gross score. In addition, one player in the group will also enter scores in the Golf Genius app which will be the official score for each pair. It is each player's responsibility to check that each hole score entered into the Golf Genius app is correct. There will be space available in the breezeway for players to meet after the round to confirm paper scorecards and Golf Genius app match. The pair's paper scorecard must be signed by one partner to complete the round.

All putts that count toward the side's score must be holed. There are no "gimmies."

HANDICAP ALLOWANCE: 50% of the partners' combined course handicap.

READY GOLF is encouraged.

LOCAL RULE: Embedded ball in the face of a bunker – if your ball becomes embedded in the face of the up slope of any bunker, you may take free relief by placing your ball at the bottom of the bunker.

NEW FENCE (located on holes 4/5/6) is treated as a **BOUNDARY FENCE**, therefore no relief is given. Options for relief are for the player to (1) take an unplayable with a one stroke penalty, (2) retake the shot from where you previously hit the ball with a one stroke penalty, (3) or play the ball where it lies with no penalty. (Appendix B)

IMMOVABLE OBSTRUCTIONS CLOSE TO PUTTING GREEN: Relief is available only when (1) the immovable obstruction (i.e., sprinkler head) lies on the apron or fringe and is on the line of play and (2) is within one club-length of the putting green. (Appendix A).

NEW & STAKED TREES: (Rule 16.1f) Newly planted trees on the course with stakes surrounding them (ex: #6, #7, #12) are considered an immovable obstruction and therefore, a player receives one club length free relief no closer to the hole. If after your first attempt at relief, the stakes still interfere with your swing or stance, you are allowed further relief, one club at a time. Some newer plantings also have dirt mounds surrounding them. If they are not marked with White Paint as Ground Under Repair, a player does receive free relief from those dirt mounds as well.

ABNORMAL COURSE CONDITION: Any animal hole, ground under repair, immovable obstruction, or temporary water. *Also applies to any recently sodded areas of the golf course.* Ground Under Repair will be defined by white lines. Relief is obtained by finding the nearest point of complete relief (reference point) not nearer the hole, dropping the ball from knee height within one club-length of the reference point.

UNDUE DELAY; SLOW PLAY: A team must play without undue delay and the round should be completed in 4 hours and 15 minutes. A group is considered "out of position" on a par 4 or par 5 when the group ahead has left the putting green.

PRACTICE DURING ROUND: Practice on or near the putting green of the hole last play is prohibited. Penalty for breach of this rule is two strokes (to be applied to the next hole.)

PLAYING TWO BALLS WHEN UNCERTAIN WHAT TO DO: (Rule 20.1c(3.)) A player who is uncertain about the correct procedure while playing a hole in stroke play may complete the hole with two balls. Before making a stroke, the player must choose which ball will count if the Rules allow the procedure, by announcing that choice to her marker or another player. If the player does not choose which ball will count, by default, the ball played first is treated as the ball chosen. The player **MUST** report the facts of the situation to the Committee before returning the scorecard, even if the player scores the same with both balls. The player is disqualified if she fails to do so.

SANDSCAPE AREAS OF CRUSHED SHELL are integral parts of the golf course. There is no free relief from these areas. Concrete and asphalt paths are immovable obstructions. A player may take free relief under RULE 16.1 for these areas.

DEBRIS PILED FOR REMOVAL: Fallen trees, debris that has been piled in preparation for removal and any hole made by the maintenance staff while removing debris are considered ground under repair. Do we still need this?

RINGERS, BIRDIES AND CHIP-INS may NOT be recorded for Round 1.

UPON COMPLETION OF PLAY, PLEASE GO PROMPTLY TO THE SCORING TABLE IN THE BREEZEWAY FOR RULES ISSUES AND SCORECARD CERTIFICATION. PLEASE MAKE SURE YOUR SCORECARD IS SIGNED BY ONE PARTNER AND THE SCOREKEEPER.

RULES COMMITTEE

Brian Dahle, Head Golf Professional and Gennifer Mendez, Assistant Golf Professional

TOURNAMENT COMMITTEE

Maria Kroninger, Chair, Mary Collins, Debi McGrath, Barbara Sweeney and Carol Walter

NOTICE TO PLAYERS - TERMS OF COMPETITION

Mission Valley Golf & Country Club WGA – 2025 Buddy Tournament

ROUND 2 – FOURSOME STROKE PLAY (ALTERNATE SHOT)

Thursday, February 20, 2025

The current Rules of the United States Golf Association govern play except when modified by Local Rule.

ANY DISPUTES WILL BE DECIDED BY THE TOURNAMENT COMMITTEE. All Committee decisions will be final.

PAIRINGS AND STARTING TIMES will be assigned by the Pro Shop and Tournament Committee.

TEE MARKERS: All play for Round 2 will be from your Designated Tees.

FORMAT – FOURSOME STROKE PLAY (ALTERNATE SHOT)

In foursome play, partners play one ball. The partners play alternately from the teeing grounds and alternately during the play of each hole. Penalty strokes do not affect the order of play. **Prior to the start of the round, each side must announce to their fellow competitors which partner intends to play from the even numbered tees and which partner intends to play from the odd numbered teeing grounds.** Both partners **MUST** be present for this format; otherwise, the team will be disqualified.

SCORECARDS/SCORING: Paper scorecards will be exchanged between the pairs. Each side will record one score for each hole and the team handicap will be deducted from the total gross score. In addition, one player in the group will also enter scores in the Golf Genius app which will be the official score for each pair. It is each player's responsibility to check that each hole score entered into the Golf Genius app is correct. There will be space available in the breezeway for players to meet after the round to confirm paper scorecards and Golf Genius app match. The pair's paper scorecard must be signed by one partner to complete the round

All putts that count toward the side's score must be holed. There are no "gimmies."

HANDICAP ALLOWANCE: 50% of the partners' combined course handicap.

READY GOLF is encouraged.

HITTING OUT OF TURN: (Rule 22.3) If a stroke is made in the wrong order, the side incurs a two-stroke penalty. The right partner must correct the mistake from where the ball was played. If the mistake is not corrected before beginning the next hole, the side will be disqualified.

LOCAL RULE: Embedded ball in the face of a bunker – if your ball becomes embedded in the face of the up slope of any bunker, you may take free relief by placing your ball at the bottom of the bunker.

NEW FENCE (located on holes 4/5/6) is treated as a **BOUNDARY FENCE**, therefore no relief is given. Options for relief are for the player to (1) take an unplayable with a one stroke penalty, (2) retake the shot from where you previously hit the ball with a one stroke penalty, or (3) play the ball where it lies with no penalty. (Appendix B)

IMMOVABLE OBSTRUCTIONS CLOSE TO PUTTING GREEN: Relief is available only when (1) the immovable obstruction (i.e., sprinkler head) lies on the apron or fringe and is on the line of play and (2) is within one club-length of the putting green. (Appendix A)

NEW & STAKED TREES: (Rule 16.1f) Newly planted trees on the course with stakes surrounding them (ex: #6, #7, #12) are considered an immovable obstruction and therefore, a player receives one club length free relief no closer to the hole. If after your first attempt at relief, the stakes still interfere with your swing or stance, you are allowed further relief, one club at a time. Some newer plantings also have dirt mounds surrounding them. If they are not marked with White Paint as Ground Under Repair, a player does receive free relief from those dirt mounds as well.

ABNORMAL COURSE CONDITION: Any animal hole, ground under repair, immovable obstruction, or temporary water. *Also applies to any recently sodded areas of the golf course.* Ground Under Repair will be defined by white lines. Relief is obtained by finding the nearest point of complete relief (reference point) not nearer the hole, dropping the ball from knee height within one club-length of the reference point.

UNDUE DELAY; SLOW PLAY: A team must play without undue delay and the round should be completed in 4 hours and 15 minutes. A group is considered “out of position” on a par 4 or pa 5 when the group ahead has left the putting green.

PRACTICE DURING ROUND: Practice on or near the putting green of the hole last play is prohibited. Penalty for breach of this rule is two strokes (to be applied to the next hole.)

PLAYING TWO BALLS WHEN UNCERTAIN WHAT TO DO: (Rule 20.1c(3.)) A player who is uncertain about the correct procedure while playing a hole in stroke play may complete the hole with two balls. Before making a stroke, the player must choose which ball will count if the Rules allow the procedure, by announcing that choice to her marker or another player. If the player does not choose which ball will count, by default, the ball played first is treated as the ball chosen. The player **MUST** report the facts of the situation to the Committee before returning the scorecard, even if the player scores the same with both balls. The player is disqualified if she fails to do so.

SANDSCAPE AREAS OF CRUSHED SHELL are integral parts of the golf course. There is no free relief from these areas. Concrete and asphalt paths are immovable obstructions. A player may take free relief under RULE 16.1 for these areas.

DEBRIS PILED FOR REMOVAL: Fallen trees, debris that has been piled in preparation for removal and any hole made by the maintenance staff while removing debris are considered ground under repair.

RINGERS, BIRDIES AND CHIP-INS may NOT be recorded for Round 2.

UPON COMPLETION OF PLAY, PLEASE GO PROMPTLY TO THE SCORING TABLE IN THE BREEZEWAY FOR RULES ISSUES & SCORECARD CERTIFICATION. PLEASE MAKE SURE YOUR SCORECARD IS SIGNED BY ONE PARTNER AND THE SCOREKEEPER.

RULES COMMITTEE: Brian Dahle, Head Golf Professional & Gennifer Mendez, Assistant Golf Professional

TOURNAMENT COMMITTEE

Maria Kroninger, Chair, Mary Collins, Debi McGrath, Barbara Sweeney and Carol Walter

NOTICE TO PLAYERS - TERMS OF COMPETITION

Mission Valley Golf & Country Club WGA – 2025 Buddy Tournament

ROUND 3 – FOUR-BALL STROKE PLAY

Thursday, February 27, 2025

The current Rules of the United States Golf Association govern play except when modified by Local Rule.

ANY DISPUTES WILL BE DECIDED BY THE TOURNAMENT COMMITTEE. All Committee decisions will be final.

PAIRINGS AND STARTING TIMES will be assigned by the Pro Shop and Tournament Committee. Round 3 will be an 8:30am shotgun start with a reception following golf.

TEE MARKERS: All play for Round 3 will be from player's Designated Tees.

FORMAT – FOUR-BALL STROKE PLAY

In four-ball stroke play, two competitors play as partners, each playing their own ball.

SCORECARDS/SCORING: Paper scorecards will be exchanged between the pairs. Each gross score per player is recorded on the scorecard. The Golf Genius App will apply the lower net score of each pair. If a player does not show, her partner will play her own ball and record only her gross score for each hole. If a player does not complete a hole, she must record her "most likely score." (Appendix C)
The scorecard must show a hole-by-hole gross score for each player.

It is each player's responsibility to check that each hole score entered into the Golf Genius app is correct. There will be space available in the breezeway for players to meet after the round to confirm paper scorecards and Golf Genius app match. Each player's total gross score will be recorded as a Competition Score by the Pro Shop. The pair's paper scorecard must be signed by one partner to complete the round.

READY GOLF is encouraged.

All putts that count toward the side's score must be holed. There are no "gimmies."

Handicap Allowance: Each player receives 95% of her course handicap.

LOCAL RULE: Embedded ball in the face of a bunker – if your ball becomes embedded in the face of the up slope of any bunker, you may take free relief by placing your ball at the bottom of the bunker.

NEW FENCE (located on holes 4/5/6) is treated as a **BOUNDARY FENCE**, therefore no relief is given. Options for relief are for the player to (1) take an unplayable with a one stroke penalty, (2) retake the shot from where you previously hit the ball with a one stroke penalty, or (3) play the ball where it lies with no penalty. (Appendix B)

IMMOVABLE OBSTRUCTIONS CLOSE TO PUTTING GREEN: Relief is available only when (1) the immovable obstruction (i.e., sprinkler head) lies on the apron or fringe and is on the line of play and (2) is within one club-length of the putting green. (Appendix A).

NEW & STAKED TREES: (Rule 16.1f) Newly planted trees on the course with stakes surrounding them (ex: #6, #7, #12) are considered an immovable obstruction and therefore, a player receives one club length free relief no closer to the hole. If after your first attempt at relief, the stakes still interfere with your swing or stance, you are allowed further relief, one club at a time. Some newer plantings also have dirt mounds surrounding them. If they are not marked with White Paint as Ground Under Repair, a player does receive free relief from those dirt mounds as well.

ABNORMAL COURSE CONDITION: Any animal hole, ground under repair, immovable obstruction, or temporary water. *Also applies to any recently sodded areas of the golf course.* Ground Under Repair will be defined by white lines. Relief is obtained by finding the nearest point of complete relief (reference point) not nearer the hole, dropping the ball from knee height within one club-length of the reference point.

UNDUE DELAY; SLOW PLAY: A team must play without undue delay and the round should be completed in 4 hours and 15 minutes. A group is considered “out of position” on a par 4 or par 5 when the group ahead has left the putting green.

PRACTICE DURING ROUND: Practice on or near the putting green of the hole last play is prohibited. Penalty for breach of this rule is two strokes (to be applied to the next hole.)

PLAYING TWO BALLS WHEN UNCERTAIN WHAT TO DO: (Rule 20.1c(3.)) A player who is uncertain about the correct procedure while playing a hole in stroke play may complete the hole with two balls. Before making a stroke, the player must choose which ball will count if the Rules allow the procedure, by announcing that choice to her marker or another player. If the player does not choose which ball will count, by default, the ball played first is treated as the ball chosen. The player **MUST** report the facts of the situation to the Committee before returning the scorecard, even if the player scores the same with both balls. The player is disqualified if she fails to do so.

SANDSCAPE AREAS OF CRUSHED SHELL are integral parts of the golf course. There is no free relief from these areas. Concrete and asphalt paths are immovable obstructions. A player may take free relief under RULE 16.1 for concrete and asphalt paths.

DEBRIS PILED FOR REMOVAL: Fallen trees, debris that has been piled in preparation for removal and any hole made by the maintenance staff while removing debris are considered ground under repair.

RINGERS, BIRDIES AND CHIP-INS may be recorded for Round 3.

*In the event of a tie for **OVERALL WINNER**, a sudden-death playoff will begin following the conclusion of play on Round #3. In the event of a tie for **Flight Winner**, the USGA recommended method of matching cards will be used to determine a winner.*

UPON COMPLETION OF PLAY, PLEASE GO PROMPTLY TO THE SCORING TABLE IN THE BREEZEWAY FOR RULES ISSUES AND SCORECARD CERTIFICATION. PLEASE MAKE SURE YOUR SCORECARD IS SIGNED BY ONE PARTNER AND THE SCOREKEEPER.

RULES COMMITTEE: Brian Dahle, Head Golf Professional & Gennifer Mendez, Assistant Golf Professional

TOURNAMENT COMMITTEE

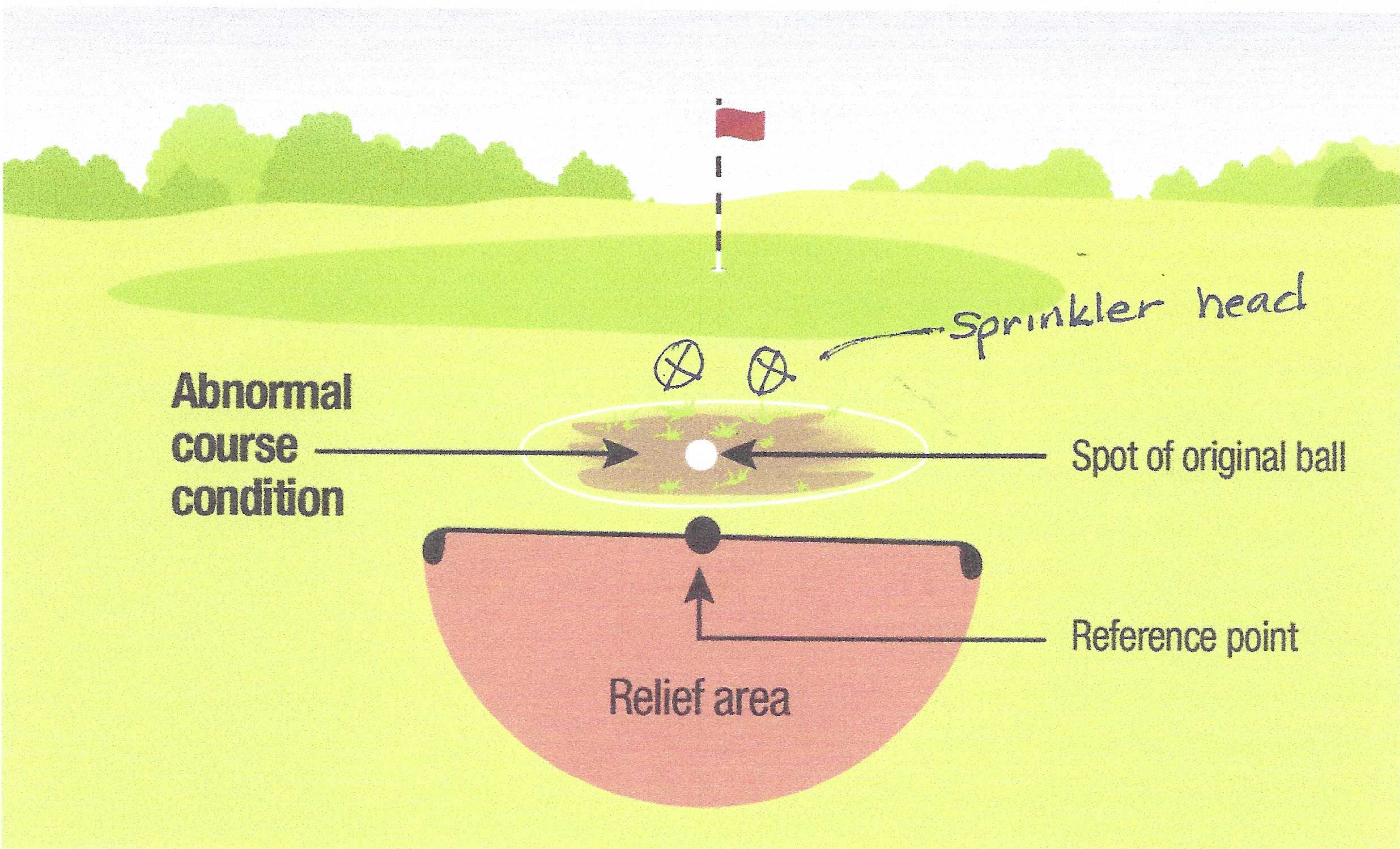
Maria Kroninger, Chair, Mary Collins, Debi McGrath, Barbara Sweeney and Carol Walter

APPENDIX A

IMMOVABLE OBSTRUCTIONS CLOSE TO PUTTING GREEN

IMMOVABLE OBSTRUCTIONS CLOSE TO PUTTING GREEN: Relief is available only when (1) the immovable obstruction (i.e., sprinkler head) lies on the apron or fringe and is on the line of play and (2) is within one club-length of the putting green.

DIAGRAM 16.1b: FREE RELIEF FROM ABNORMAL COURSE CONDITION IN GENERAL AREA

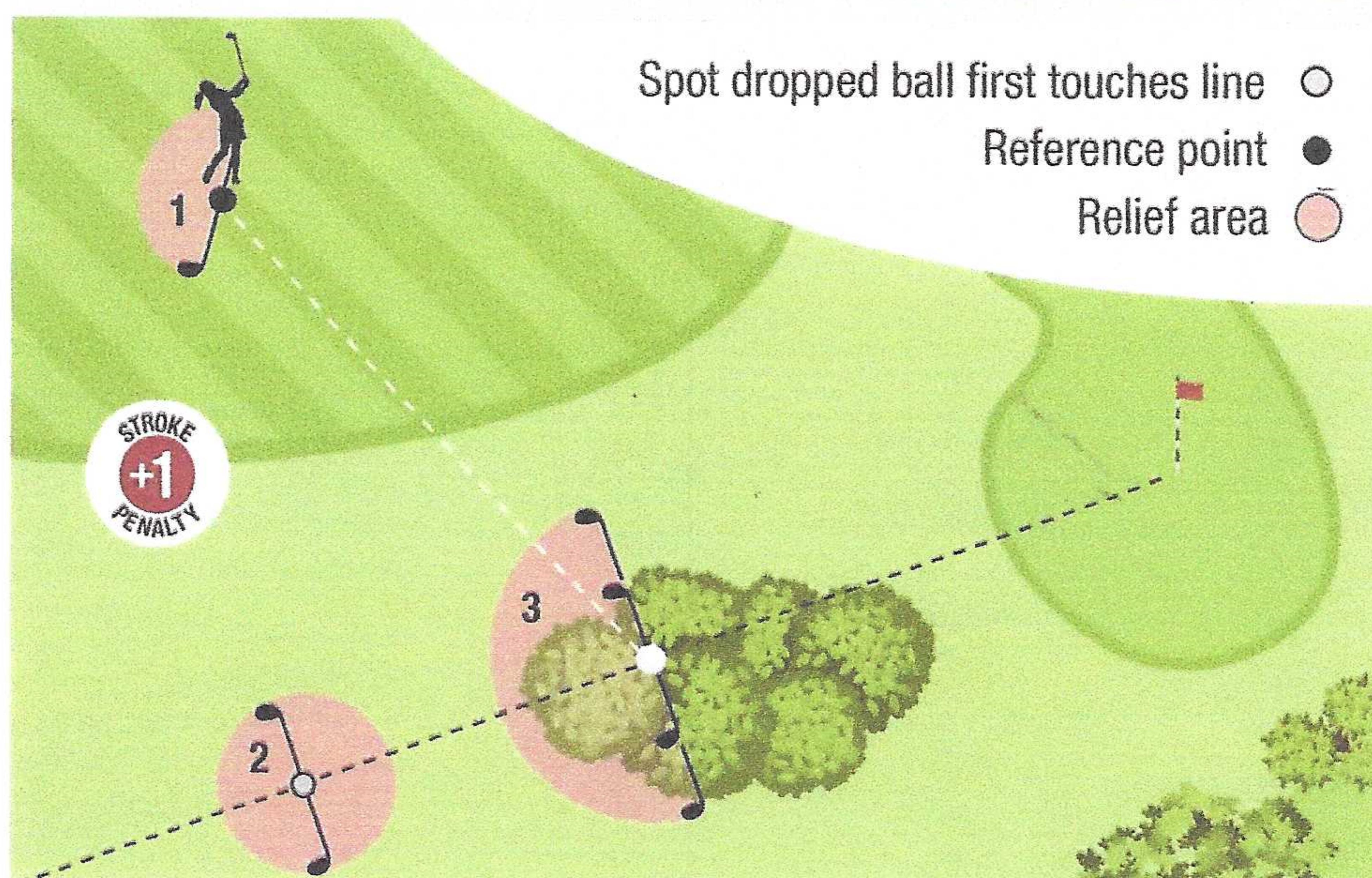


- Free relief is allowed when the ball is in the general area and there is interference by an abnormal course condition.
- The nearest point of complete relief should be identified and a ball must be dropped in and come to rest in the relief area.
- The relief area is one club-length from the reference point, is not nearer to the hole than the reference point and must be in the general area.
- When taking relief, the player must take complete relief from all interference by the abnormal course condition.

APPENDIX B

RELIEF OPTIONS FOR UNPLAYABLE BALL IN GENERAL AREA

DIAGRAM 19.2: RELIEF OPTIONS FOR UNPLAYABLE BALL IN GENERAL AREA



A player decides that their ball in a bush is unplayable. The player has **three** options, in each case adding one penalty stroke. The player may:

- (1) Take stroke-and-distance relief by playing a ball from a relief area based on where the previous stroke was made.
- (2) Take back-on-the-line relief by dropping a ball behind the spot of the original ball, keeping the spot of the original ball between the hole and the spot on which the ball is dropped.
- (3) Take lateral relief. The reference point for taking relief is the spot of the original ball and a ball must be dropped in and played from the two club-length relief area, which is no nearer the hole than the reference point.

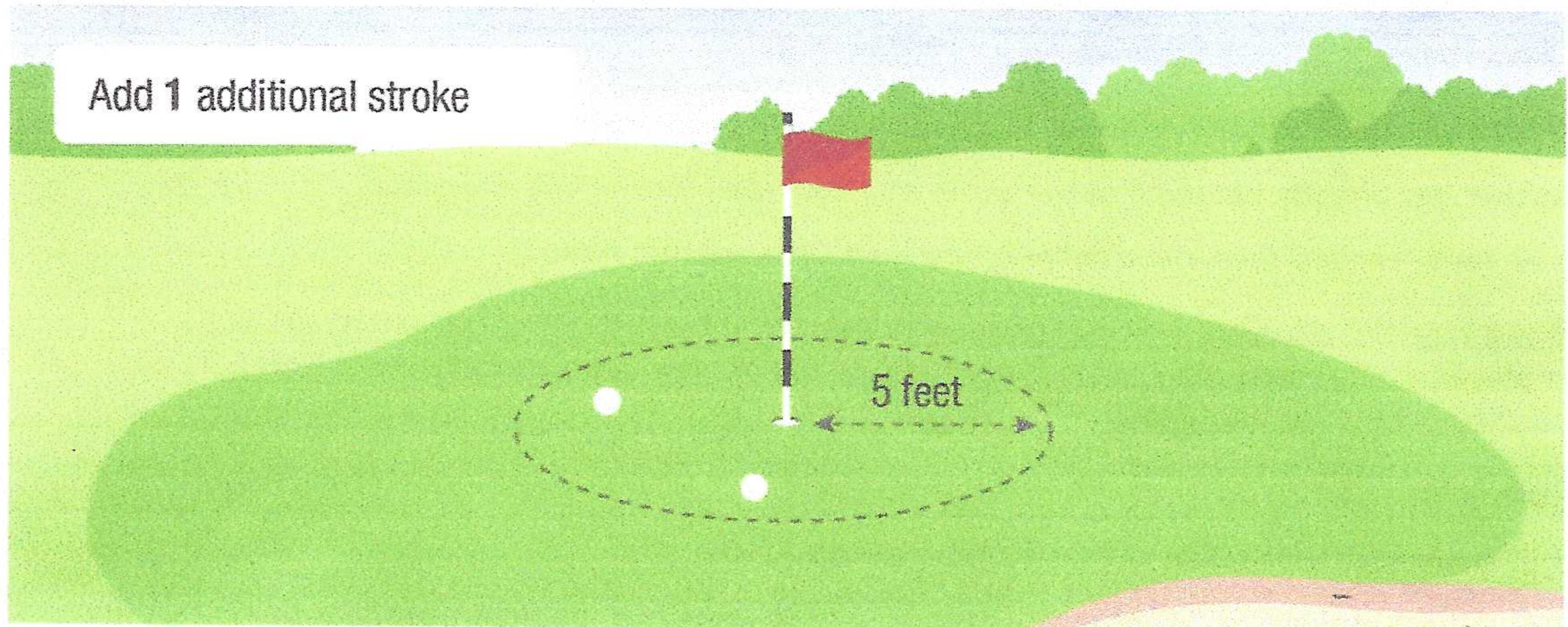
APPENDIX C

PLAYER'S MOST LIKELY SCORE

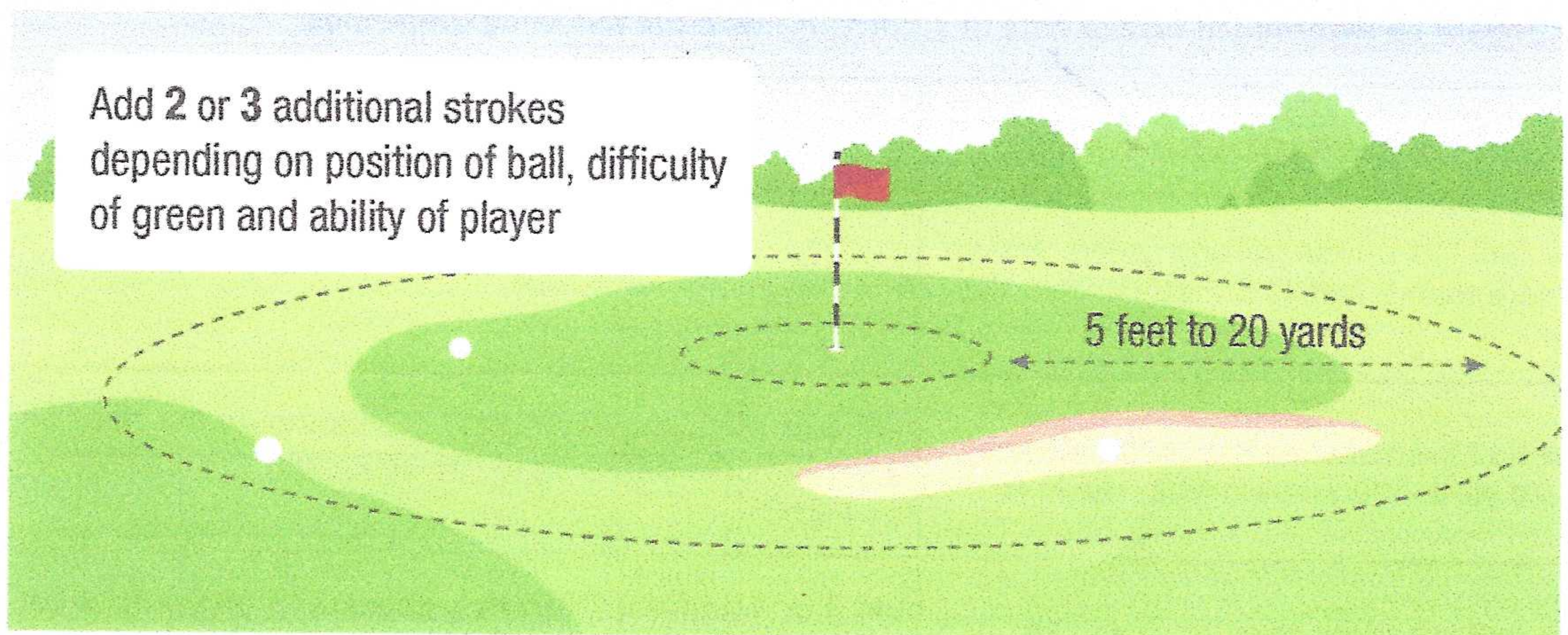
*(applies to Round #3 only)

DIAGRAM 3.3: MOST LIKELY SCORE WHEN A HOLE IS STARTED BUT PLAYER DOES NOT HOLE OUT

▼ If the ball lies on the putting green, no more than 5 feet (1.5 metres) from the hole.



▼ If the ball lies between 5 feet (1.5 metres) and 20 yards (20 metres) from the hole.



▼ If the ball lies more than 20 yards (20 metres) from the hole.

